



600x1200mm
Carving Series

LK LINKIN
YOUR VISION, OUR TILES



www.linkinceramic.com



emotions for your home...

*Nature creates whimsical textures,
nooks and grains, and
that is their source of beauty.
No two are the same, and in
their uniqueness stems their beauty.*





Live your Style EVERYWHERE.

With Design Your Slabs you can implement your creative ideas anywhere, with the guarantee of obtaining the maximum results from an aesthetic and technical perspective. In interior spaces, to give colour, character and personality to commercial and residential environments and in places dedicated to hospitality, entertainment and conviviality; in particularly wet areas such as spas, and wellness centres, and outdoors, with the creation of attractive façades, walls or other interventions with a surprising and long-lasting decorative impact.



Restaurants



Spa-Wellness



Big Projects



Shops/Offices



Living




Bathroom



Kitchen




Children-Friendly
Spaces



emotions
for your
home...

*Nature creates whimsical textures,
nooks and grains, and
that is their source of beauty.
No two are the same, and in
their uniqueness stems their beauty.*




800x1600mm
600x1200mm
GVT

■

*Nature creates whimsical textures,
nooks and grains, and
that is their source of beauty.
No two are the same, and in
their uniqueness stems their beauty.*




BLESSAN
GREY









BLESSAN GREY

**600x
1200mm**




● Finish: **CARVING**





BLESSAN
WHITE




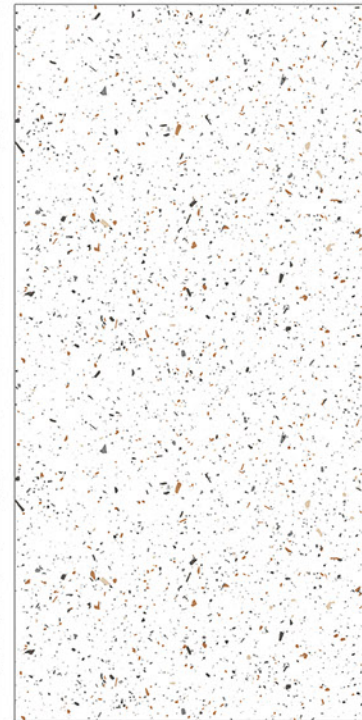





BLESSAN WHITE

600x
1200mm




● Finish: **CARVING**





RICOTTA
GREY










RICOTTA GREY

600x
1200mm



● Finish: **CARVING**





NORDIKWOOD
CREZO





† NORDIKWOOD
CREZO

600x
1200mm



● Finish: **CARVING**






NORDIKWOOD
GREY





† NORDIKWOOD
GREY

600x
1200mm



● Finish: **CARVING**





NORDIKWOOD
MAPLE





† NORDIKWOOD
MAPLE

600x
1200mm



● Finish: **CARVING**





ERAMOSA
GREY





ERAMOSA GREY

**600x
1200mm**



● Finish: **CARVING**





ERAMOSA
STEEL GREY





ERAMOSA STEEL GREY



**600x
1200mm**



● Finish: **CARVING**





FLUIENT
CREMA





FLUIENT CREMA

**600x
1200mm**



● Finish: **CARVING**





FLUIENT
GREY





FLUIENT GREY

**600x
1200mm**



● Finish: **CARVING**





NORWICH
CARRARA







NORWICH CARRARA

**600x
1200mm**



● Finish: **CARVING**






REGOLITH
GREY





REGOLITH GREY

**600x
1200mm**



● Finish: **CARVING**





ALBANY
STATUARIO






ALBANY STATUARIO



**600x
1200mm**



● Finish: **CARVING**







ALBURY
GOLD





ALBURY
GOLD

600x
1200mm



● Finish: **CARVING**








ALBURY
GREY





ALBURY
GREY

600x
1200mm



● Finish: **CARVING**







ALISO
CREMA





ALISO CREMA

**600x
1200mm**



● Finish: **CARVING**





ALISO
CREMA




BANGO
GREY





† BANGO
GREY

600x
1200mm



● Finish: **CARVING**








BANGO
WHITE






BANGO WHITE

**600x
1200mm**



● Finish: **CARVING**





BANGO
WHITE



BOTTICINO
BELA





BOTTICINO BELA



**600x
1200mm**



● Finish: **CARVING**






 BOTTICINO
BELA




BRRISA
CHOCO






BRRISA
CHOCO

600x
1200mm



● Finish: **CARVING**





A white ceramic toilet with a matching tank, positioned against the brown marble-veined wall. A white toilet paper roll is mounted on the wall to its left.


A floating vanity unit with two white marble-veined shelves. The top shelf holds a white pedestal sink with a chrome faucet, a round mirror with a gold frame hanging from a gold triangle, and a small gold vase with greenery. The bottom shelf holds folded white towels, a yellow brush, and a grey soap dish.

A long, thin wooden shelf mounted on the wall above the bathtub. It holds two black bottles with the number '4' on them, a black box, and a white tissue box.

A white freestanding bathtub with a chrome faucet and handles, set against the brown marble-veined wall. A small gold wire side table is visible to the right.



BRRISA
GREY







BRRISA
GREY

600x
1200mm



● Finish: **CARVING**







DIVA
CARRARA






DIVA CARRARA



600x
1200mm



● Finish: **CARVING**







EAST RIVER
CREMA






EAST RIVER
CREMA



600x
1200mm



● Finish: **CARVING**







EAST RIVER
WHITE







EAST RIVER WHITE



**600x
1200mm**



● Finish: **CARVING**





EAST RIVER
WHITE




EBONA
WHITE





EBONA
WHITE

600x
1200mm



● Finish: **CARVING**







LUM TRAVERTINE
NATURAL





┆ LUM
TRAVERTINE

600x
1200mm



● Finish: **CARVING**





MODERN
acting

LUM TRAVERTINE
NATURAL




LUM TRAVERTINE
SILVER





┆ LUM
TRAVERTINE

600x
1200mm



● Finish: **CARVING**








LUM TRAVERTINE
TAWNY





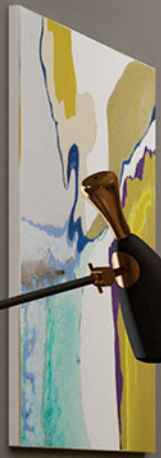
† LUM
TRAVERTINE

600x
1200mm



● Finish: **CARVING**







LYON
BROWN





LYON
BROWN

600x
1200mm



● Finish: **CARVING**





LYON
BROWN



LYON
CREMA





LYON
CREMA

600x
1200mm



● Finish: **CARVING**





LYON
CREMA




LYON
GREY





† LYON
GREY

600x
1200mm



● Finish: **CARVING**








LYON
SILVER





LYON
SILVER

600x
1200mm



● Finish: **CARVING**







MAVERIK
CREMA





MAVERIK CREMA



**600x
1200mm**



● Finish: **CARVING**





LIVE SIMPLY.
DREAM BIG.
BE GRATEFUL.
GIVE LOVE.
LAUGH LOTS.

CAFE latte
2oz ESPRESSO
STEAMED
MILK 10 oz
MILK FOAM

MOO
ESPRESSO
2oz
CHOCOLATE
STEAM
MILK



MOUNT
BEIGE





MOUNT
BEIGE

600x
1200mm



● Finish: **CARVING**





MOUNT
BEIGE



MOUNT
WHITE





MOUNT
WHITE

600x
1200mm



● Finish: **CARVING**







OPERA
GRAPHITE








OPERA
GRAPHITE



600x
1200mm



● Finish: **CARVING**







OPERA
WHITE







OPERA
WHITE

600x
1200mm



● Finish: **CARVING**







ORIYAN
WHITE






ORIYAN
WHITE



600x
1200mm



● Finish: **CARVING**








OVIE
ROOTS GREY





† OVIE
ROOTS GREY

600x
1200mm



● Finish: **CARVING**








OVIE
ROOTS WHITE



† OVIE
ROOTS WHITL



600x
1200mm



● Finish: **CARVING**







PERSEO
CARRARA





PERSEO CARRARA



**600x
1200mm**



● Finish: **CARVING**








WONDER
GREY







WONDER
GREY

600x
1200mm



● Finish: **CARVING**





Technical Specifications

CHARACTERISTICS	STANDARD AS PER ISO-13006/EN14411 GROUP BIA	OUR VALUE OF PGVT	OUR VALUE OF GVT	TEST METHOD
REGULATORY PROPERTIES				
Deviation in length & width	±0.5 %	±0.1 %	±0.1 %	ISO-10545-2
Deviation in thickness	±5.0 %	±4.0 %	±4.0 %	ISO-10545-2
Straightness in side	±0.5 %	±0.1 %	±0.1 %	ISO-10545-2
Rectangularity	±0.6 %	±0.1 %	±0.1 %	ISO-10545-2
Surface flatness	±0.5 %	±0.2 %	±0.2 %	ISO-10545-2
Color difference	Unaltered	No change	No change	ISO-10545-16
Glossiness	As per mfg.	Min. 90%	Min. 4%	GLOSSOMETER
SURFACE MECHANICAL PROPERTIES				
Water absorption	< 0.50 %	< 0.05 %	< 0.05 %	ISO-10545-3
Apparent density	> 2.0 g/cc	> 2.10 g/cc	> 2.10 g/cc	DIN 51082
MASSIVE MECHANICAL PROPERTIES				
Modulus of rupture	Min. 35 N/mm ²	Min. 40 N/mm ²	Min. 40 N/mm ²	ISO-10545-4
Breaking strength	Min. 1300 N	Min. 2000 N	Min. 2000 N	ISO-10545-4
Impact resistance	as per mfg.	Min. 0.55	Min. 0.55	ISO-10545-5
SURFACE MECHANICAL PROPERTIES				
Surface abrasion resistance	as per mfg.	Min. Class-3	Min. Class-4	ISO-10545-7
MOH's hardness	as per mfg.	Min. 4	Min. 5	EN 101
THERMO HYDROMETRIC PROPERTIES				
Frost resistance	No damage	No damage	No damage	ISO-10545-12
Thermal shock resistance	No damage	No damage	No damage	ISO-10545-9
Moisture expansion	Nil	Nil	Nil	ISO-10545-10
Thermal expansion (COE)	Max. 9.0x10 ⁻⁶	Max. 6.5x10 ⁻⁶	Max. 6.5x10 ⁻⁶	ISO-10545-8
Crazing resistance	as per mfg.	Min. 10 Cycle	Min. 10 Cycle	ISO-10545-11
CHEMICAL PROPERTIES				
Chemical resistance	No damage	No damage	No damage	ISO-10545-13
Stain resistance	Resistant	Resistant	Resistant	ISO-10545-14
SAFETY PROPERTIES				
Slip resistance	as per mfg.	> 0.40	> 0.40	ISO-10545-17
Fire resistance	as per mfg.	Fireproof	Fireproof	N. A.
Lead & Cadmium given off by glazed tiles	as per mfg.	Doesn't yield Pb & Cd	Doesn't yield Pb & Cd	ISO-10545-15

Packing Details

Sr. No.	Size	Pieces / Box	Area / Box (approx*)
1	600x1200 mm	2pcs.	1.44 sq. mtr.

Cutting Specifications

Cutting with disk

In order to do a correct cutting into one slab 12mm (1/2") it is recommended the use of segmented cutting disks and specifications as described below.

Disk diameter	RPM	Cutting speed (m/min)-(feet/min)
300 mm - 12"	2600 rpm	1/2 m/min - 4 feet/min
350 mm - 14"	2300 rpm	1/2 m/min - 4 feet/min
400 mm - 16"	1900 rpm	1/2 m/min - 4 feet/min

To ensure correct finishes, it is recommended lowering the speed at both ends to 25% 0.3m/min - 1 feet/min. If the cutting also requires beveling it is also recommend to slow the speed in the cutting path to 0.6 m/min - 2feet/min.

In order to avoid stress into the slab, it is imperative the use of cutting surfaces that are perfectly levelled and good disk refrigeration. The disk must have a direct application to the cutting edge with refrigeration liquid or water during all the operation.

For inner cutting, as it has been said before, is mandatory the prior drilling at the corners to ensure a 5mm - 3/16" radius. Therefore, the drill must have 10 mm - 6/16" diameter or more.

Water jet cutting

Before starting the waterjet cutting it is advisable to secure the surface and check the flatness of the slab on the support structure for cutting.

Unless necessary (Ex. to create a cavity), the cut must begin and finish outside the slab, always respecting 50 mm - 2" of perimeter during the cutting to avoid accumulation of stresses. The pressure should not exceed 4000 bar and the linear cutting speed should be around 0.6 m / min - 2 feet / min

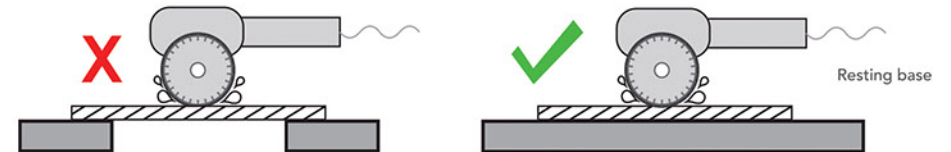
As long as the technical capacity of the cutting machine allows it, it is advisable to finish all the cuts towards the edge of the slab and avoid all the endings at the central area of the slab.

Cutting stresses

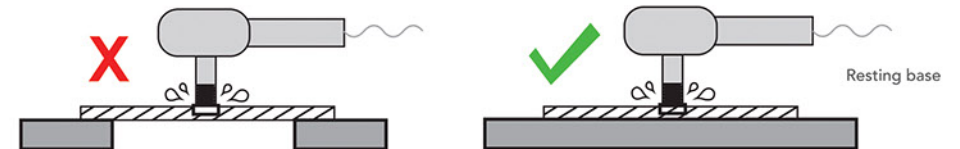
In order to minimize the residual stresses in a slab it is advisable, regardless of the cutting method employed, to remove 25 mm - 1" from the total perimeter of the slab.

This not only mitigates the future stresses but also eliminates all possible stress that the material has accumulated during its manufacture, handling or transport until is finally done any operation into the slab.

Cutting



Drilling





Contact Us

+91 97126 87126

+91 95124 35124

Find us on

www.linkinceramic.com

www.linkintiles.com

www.linkintrade.in

We are on

